

CUBE



OUTDOOR COLLECTION 2026



TGS | Outdoor | Private Label | Producer-direct

TGS is an outdoor furniture producer. We design and manufacture exclusively for retailers, wholesalers, and contract buyers, sourcing directly from Asia. No brand ambitions. No retail distractions. Just focused, reliable production of outdoor furniture under your label.

Our clients are professionals — buyers who value clarity, craftsmanship, and a direct line to the factory. Whether you are a retailer building a private label range or a contract buyer furnishing large-scale projects, TGS is the production partner your business needs.

CONTENTS

INSPIRATION

Lookbook 01

CUBE

Lounge 09

SUPPORT

Material Overview 19

Product Overview 20

Sustainability 21





CUBE
COLLECTION

CUBE SECTIONAL SOFA - END SEATER LEFT ARM 37 ½"
CUBE SECTIONAL SOFA - END SEATER RIGHT ARM 37 ½"

CUBE SECTIONAL SOFA - 145° CORNER



CUBE COLLECTION

CUBE SECTIONAL SOFA - 145° CORNER

CUBE SECTIONAL SOFA - 90° CORNER

CUBE
COLLECTION

CUBE SOFA 94 ½"





CUBE
COLLECTION

CUBE SOFA 94 ½"

CUBE

COLLECTION

CUBE SECTIONAL SOFA - ARMLESS 31 ½"

CUBE SECTIONAL SOFA - END SEATER RIGHT ARM 37 ½"

CUBE SECTIONAL SOFA - END SEATER LEFT ARM 37 ½"

CUBE SECTIONAL SOFA - 145° CORNER





CUBE
COLLECTION

CUBE SECTIONAL SOFA - ARMLESS 71"
CUBE SECTIONAL SOFA - 90° CORNER



CUBE
COLLECTION

CUBE SOFA 94 ½"

LOUNGE

The lounge collection embodies relaxed sophistication, thoughtfully designed for outdoor living. Crafted in durable teak with a focus on form and function, each piece brings warmth and understated elegance to any environment.

CUBE SECTIONAL SOFA – ARMLESS

Dimension

L 80 x W 95 x H 61 cm

|

L 31 ½" x W 37 ½" x H 24"



Made from 100% solid teak.
100% Olefin fabric, washable up to 30°C/86°F.



CUBE SECTIONAL SOFA - ARMLESS

Dimension

L 180 x W 95 x H 61 cm

L 71" x W 37 1/2" x H 24"



Made from 100% solid teak.
100% Olefin fabric, washable up to 30°C/86°F.



CUBE SOFA

Dimension

L 183 x W 95 x H 61 cm

L 72" x W 37 ½" x H 24"

L 213 x W 95 x H 61 cm

L 84" x W 37 ½" x H 24"



Made from 100% solid teak.
100% Olefin fabric, washable up to 30°C/86°F.



CUBE SOFA

Dimensions

L 240 x W 95 x H 61 cm

L 94 ½" x W 37 ½" x H 24"

L 275 x W 95 x H 61 cm

L 108 ½" x W 37 ½" x H 24"



Made from 100% solid teak.
100% Olefin fabric, washable up to 30°C/86°F.



CUBE SECTIONAL SOFA – 90° CORNER

Dimension

L 95 x W 95 x H 61 cm

L 37 ½" x W 37 ½" x H 24"



Made from 100% solid teak.
100% Olefin fabric, washable up to 30°C/86°F.



CUBE SECTIONAL SOFA - 145° CORNER

Dimension

L 215 x W 137 x H 61 cm

L 84 ½" x W 54" x H 24"



Made from 100% solid teak.
100% Olefin fabric, washable up to 30°C/86°F.



CUBE SECTIONAL SOFA - END SEATER RIGHT ARM

Dimension

L 95 x W 95 x H 61 cm

L 37 ½" x W 37 ½" x H 24"



Made from 100% solid teak.
100% Olefin fabric, washable up to 30°C/86°F.



CUBE SECTIONAL SOFA - END SEATER LEFT ARM

Dimension

L 95 x W 95 x H 61 cm

L 37 ½" x W 37 ½" x H 24"



Made from 100% solid teak.
100% Olefin fabric, washable up to 30°C/86°F.



CUBE SECTIONAL SOFA - END SEATER RIGHT ARM

Dimension

L 180 x W 95 x H 61 cm

L 71" x W 37 1/2" x H 24"



Made from 100% solid teak.
100% Olefin fabric, washable up to 30°C/86°F.



CUBE SECTIONAL SOFA - END SEATER LEFT ARM

Dimension

L 180 x W 95 x H 61 cm

L 71" x W 37 ½" x H 24"



Made from 100% solid teak.
100% Olefin fabric, washable up to 30°C/86°F.



Material Overview

WOOD



TEAK SELECT[®]

Additional finishes are available for large-scale projects and retail programs.




TEAK[®]
PREMIUM



TEAK[®]
WEATHERED



TEAK[®]
GOLDEN BROWN



TEAK[®]
BLACK

MOQ'S and leadtime apply for all finishes. Please contact our sales team for details.

Material Icons

You may come across these icons within this catalog.

- (N) Natural**
The items marked with the **N** icon come without any finishing or protective treatment applied to the surface. A natural finish enhances the inherent beauty of the material but can require more maintenance.
- (V) Varnished**
The items marked with the **V** icon are finished with varnish
- (B) Brushed**
The items marked with the **B** icon are brushed. This finishing gives our furniture more depth, the rougher surface highlights the grain of the wood.

Filling

Designed for outdoor performance, our outdoor cushions are built to withstand the elements and deliver fast-drying comfort.

PERFORMANCE FABRICS

Engineered for outdoor performance, our fabrics offer lasting durability, fade resistance, and a soft, comfortable feel.

Quick Ship


These fabrics are part of our Quick Ship Program and are kept in stock for faster production and delivery.



AMBER
CHALK WHITE



AMBER
ECRU BEIGE



AMBER
TAUPE BROWN




INDIRO UNITO
CHALK WHITE




INDIRO UNITO
ECRU BEIGE




INDIRO UNITO
AVANA BEIGE



INDIRO UNITO
TERRACOTTA



INDIRO PUNTINATO
CHALK ECRU



INDIRO PUNTINATO
ECRU TAUPE

Additional Fabric Options

We also offer a wider selection of fabrics available upon request. Please note that these fabrics are not kept in stock.

Fabric Specification

100% Olefin fabric, washable up to 30°C/86°F.



Product Overview

CUBE SECTIONAL SOFA - ARMLESS



L 80 x W 95 x H 61 cm | L 31 1/2" x W 37 1/2" x H 24"

CUBE SECTIONAL SOFA - ARMLESS



L 180 x W 95 x H 61 cm | L 71" x W 37 1/2" x H 24"

CUBE SOFA



L 183 x W 95 x H 61 cm | L 72" x W 37 1/2" x H 24"
L 213 x W 95 x H 61 cm | L 84" x W 37 1/2" x H 24"

CUBE SOFA



L 240 x W 95 x H 61 cm | L 94 1/2" x W 37 1/2" x H 24"
L 275 x W 95 x H 61 cm | L 108 1/2" x W 37 1/2" x H 24"

CUBE SECTIONAL SOFA - 90° CORNER



L 95 x W 95 x H 61 cm | L 37 1/2" x W 37 1/2" x H 24"

CUBE SECTIONAL SOFA - 145° CORNER



L 215 x W 137 x H 61 cm | L 84 1/2" x W 54" x H 24"

CUBE SECTIONAL SOFA - END SEATER RIGHT ARM



L 95 x W 95 x H 61 cm | L 37 1/2" x W 37 1/2" x H 24"

CUBE SECTIONAL SOFA - END SEATER LEFT ARM



L 95 x W 95 x H 61 cm | L 37 1/2" x W 37 1/2" x H 24"

CUBE SECTIONAL SOFA - END SEATER RIGHT ARM



L 180 x W 95 x H 61 cm | L 71" x W 37 1/2" x H 24"

CUBE SECTIONAL SOFA - END SEATER LEFT ARM



L 180 x W 95 x H 61 cm | L 71" x W 37 1/2" x H 24"

Our sustainability commitment

We believe that durability and sustainability start with choosing the right quality material, and wooden products are particularly suited for refurbishment.

As a vertically integrated company, we know we are in a unique position to contribute to a sustainable shift in the industry. From design to the sourcing of raw materials, packaging and testing, we pay great attention to environmental protection and consumer safety throughout the product-development process. As a company, we work to minimise waste and close the loop toward circularity. Together with our partners, we strive to do our humble share. Just as society and the industry evolve, so do we. We know there is no finish line in this journey and continue our efforts to constantly improve our products and operations.



DURABILITY BY DESIGN

We pay particular attention to the quality of our products, not only during the development stage, but throughout the entire life cycle. We believe that durability and sustainability start with choosing the right quality material, and wooden products are particularly suited for refurbishment.

THE ORIGIN OF OUR WOOD

The ultimate noble and renewable material, all our wood is sourced from responsibly and carefully managed forests compliant with the EU Timber Regulations and the Forest Law Enforcement, Governance and Trade (FLEGT) Action Plan. In addition, our wood sourced from Indonesia is verified under the Indonesian Timber Legality Assurance System (SVLK).

FOCUS ON QUALITY

Producing furniture and accessories at the highest quality, strength and safety is extremely important to us. Our internal protocols are based on the standards set by ANSI (American National Standards Institute) and BIFMA (North American Business and Institutional Furniture Manufacturers Association). Products also meet specific requirements based around ecological and health regulations such as toxic substance use and flammability.

WASTE REDUCTION AND CIRCULARITY

We want to remain as environmentally friendly as possible, working to reduce waste from the earliest design stage. With this principle, we design to reduce or reuse as much scrap wood as possible. Production waste such as leftover logs, wood and sawdust are reused for other purposes. With full control over the (re)design, production and distribution, refurbishing and recycling processes, we are developing a vision for sustainability based on designing for circularity and lengthening product lifespans.



DISCLAIMER

The information contained within this catalog and the products offered are intended to provide information about products available for purchase from TGS. TGS does not warrant the accuracy and reserves the right to make changes to the catalog and its functions at any time without notice. The content of this catalog may not be distributed, modified, transmitted, or used in any manner for public or commercial purposes without written permission from TGS. Under no circumstances should the use of this catalog be construed as granting a license or right to use any of the intellectual property rights displayed in this catalog, without the written permission of TGS.

TGS

tgs-international.com

info@tgs-international.com



TGS

tgs-international.com
info@tgs-international.com